


DETAILED INSTRUCTIONS TO ACCESS THE COURSE

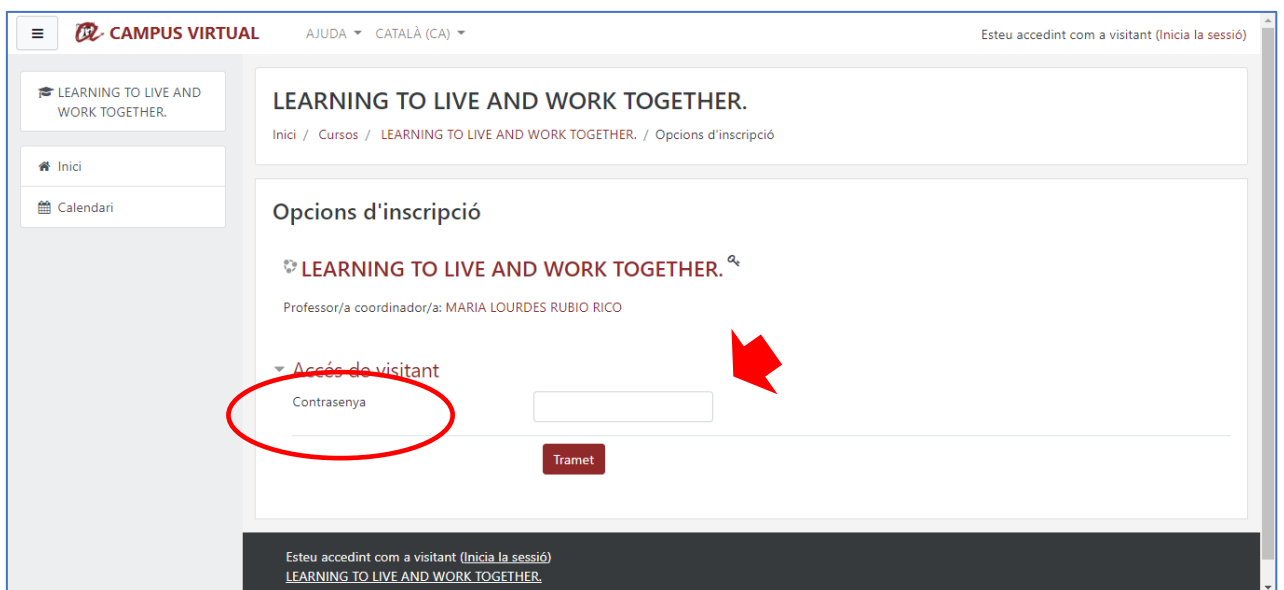
1-Go to <https://campusvirtual.urv.cat/course/view.php?id=79628>

2-Clik on "inicia sessió com a visitant"

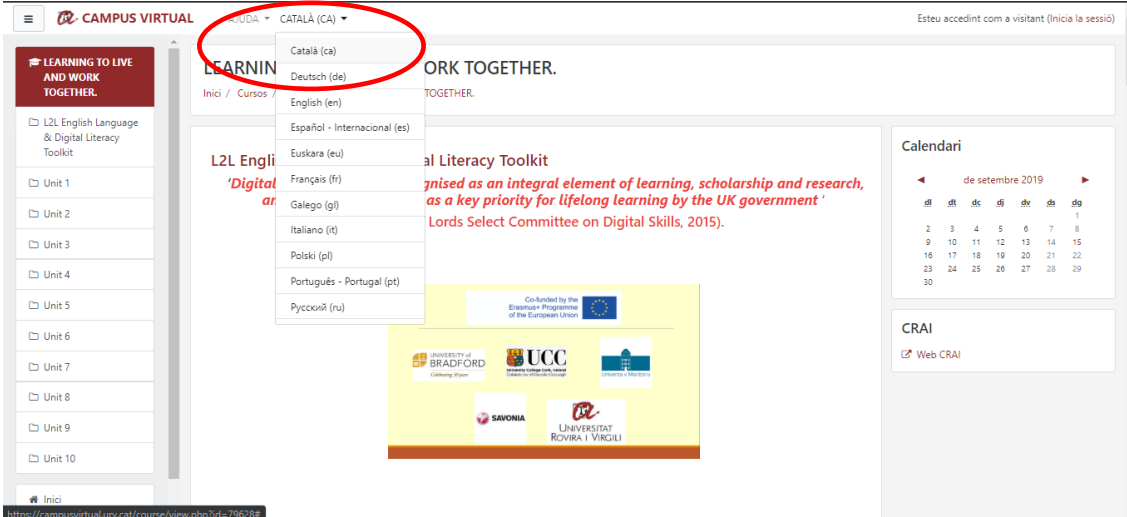


3- Type the password L2LIO1 in the box enabled to do so (pointed with a red arrow).

Then click on "Tramet"



4- Well done! You have just got into the course. Once here, you can change the system language by clicking on the drop-down menu.



The screenshot shows the Campus Virtual interface. At the top, the language is set to 'CATALÀ (CA)'. A red circle highlights the language selection dropdown menu, which is open and shows the following options: Català (ca), Deutsch (de), English (en), Español - Internacional (es), Euskara (eu), Français (fr), Galego (gl), Italiano (it), Polski (pl), Português - Portugal (pt), and Русский (ru). The main content area displays 'L2L English Language & Digital Literacy Toolkit' and a quote from the Lords Select Committee on Digital Skills (2015). The interface also includes a sidebar with a list of units (Unit 1 to Unit 10) and a calendar for September 2019.

5- You can now start browsing the course