





Learning to Live Language Toolkit
Installation and Access Guide
Pack for Instructors

English Version



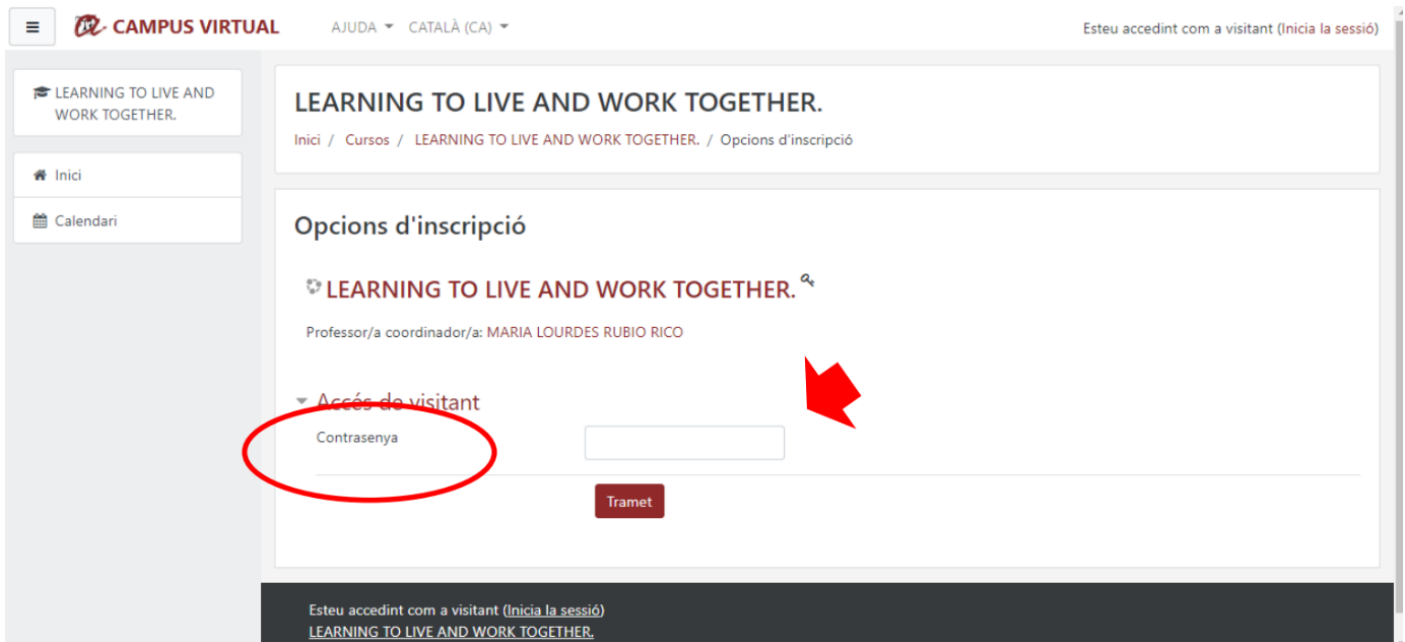
1. Go to <https://campusvirtual.urv.cat/course/view.php?id=79628>
2. Click on “inicia sessió com a visitant”.



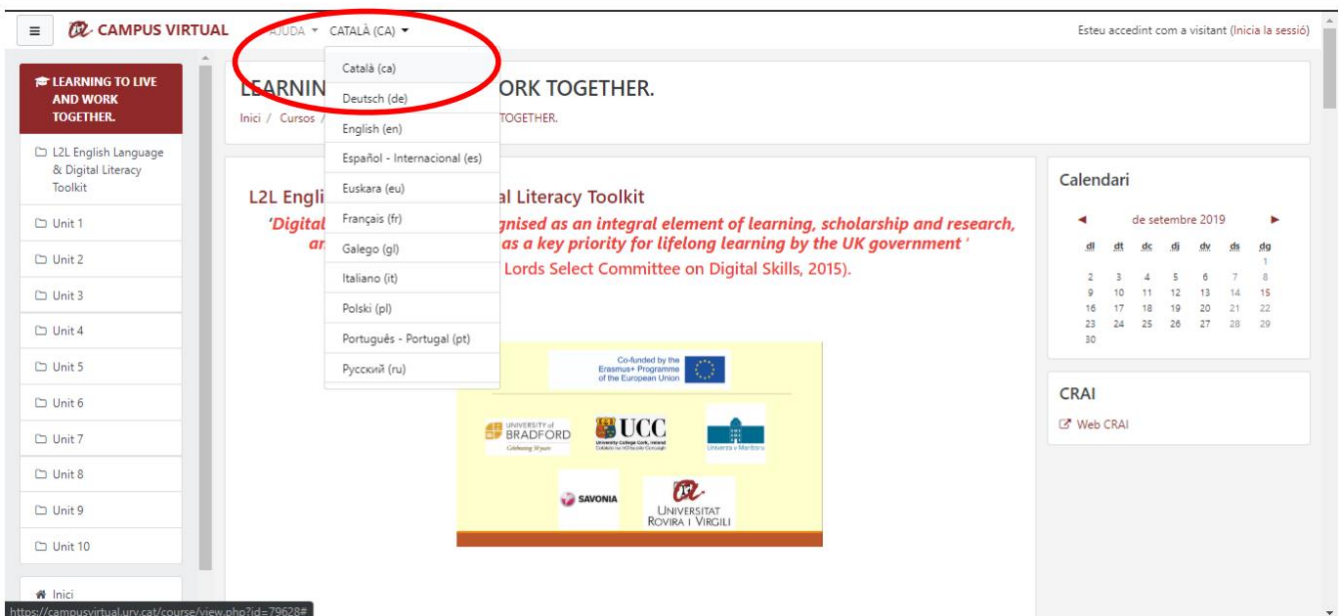
The screenshot shows the 'CAMPUS VIRTUAL' website interface. At the top, there is a navigation bar with 'AJUDA' and 'CATALÀ (CA)'. The main content area is divided into several sections:

- Necessites ajuda?**: A sidebar with links for user login help, password recovery, frequent questions, manuals, and support.
- Nous alumnes Campus Virtual**: A section for new students.
- Novetats de la versió 3.6 del Moodle**: A section for Moodle 3.6 updates.
- Aplicació mòbil**: A section for the mobile app, with instructions to download it from Google Play, the App Store, or Microsoft Store.
- Inicia la sessió**: A login form with fields for 'Nom d'usuari' and 'Contrasenya', a red 'Inicia la sessió' button, and a link for 'Heu oblidat el nom d'usuari o la contrasenya?'. Below this, there is a link for 'Alguns cursos poden permetre l'accés de visitants' and a grey button labeled 'Inicia sessió com a visitant'. A red circle and arrow highlight this button.

3. Type the password L2LIO1 in the box enabled to do so (which the red arrow is pointing to). Then click on “Tramet”.



- Well done! You have just gotten into the course. Once here, you can change the system language by clicking on the drop-down menu.



- You can now start browsing the course.